



**STABLE SEATING STARTS FROM THE  
BOTTOM. LITERALLY!**

# StarLock

The StarLock cushion combines excellent pressure redistribution qualities with nearly unlimited positioning possibilities and stability.



## Air Cell Locking Technology

In air cell cushions the combination of pressure redistributing qualities, positioning and stability have always been a difficult compromise. The StarLock cushion solves all these requirements elegantly.

With its patented Cell Locking technology, the flow between the StarLock air cells can be locked and thus be custom fitted to the user's needs for positioning and stability while keeping its high-pressure redistributing qualities. StarLock cushions provide the highest level of therapeutic prevention and treatment of pressure injuries, for all pressure injury categories, with unique positioning possibilities and stability. StarLock is available in heights of 5, 7.5, 10 and 13 cm. For users with severe atrophy in the gluteal area, we recommend the 13 cm cell height. The StarLock cushion can also easily be used as a one compartment cushion.

StarLock cushions come complete with a fitted cover, hand pump, manual and repair kit.

### User weight

No limits if the correct sized cushion is used for the user.

### Material cushion

High quality latex free gold coloured neoprene. Adaptable and flame resistant.

### Material, cover

Top: 92% Polyester, 8% Spandex Sides: 3mm Black Stretch Spacer  
Bottom: PU anti-slip Flame resistant.

### Incontinence cover

Top & sides: 78% Nylon 22% Spandex covered with a Polyurethane film.  
Bottom: PU anti-slip. Flame resistant.

### Cleaning

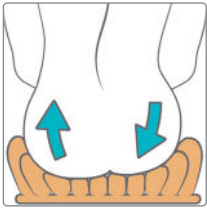
Cushion Cleaning: Hand wash with soap, baking soda, or vinegar. For disinfection, use 70% disinfectant solution.



Cover Cleaning: Machine wash 60° C, no bleach.

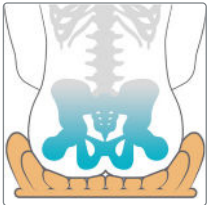


## Features



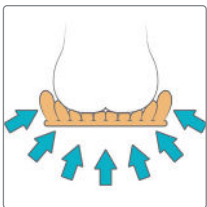
### Corrective Stability

The StarLock air cell locking technology provides maximum stability and combines unique positioning possibilities with excellent pressure redistribution qualities.



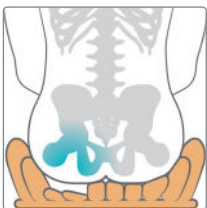
### Immersion and envelopment

The air cell design allows the user to sink into the cushion. Higher cells provide the best envelopment. The StarLock is available in 5, 7.5, 10 and 13 cm cell heights.



### Pressure redistribution

The StarLock cushion has excellent pressure redistribution properties. The air cells adapt to the body structure, minimising tissue deformation. Perfect for prevention and treatment of pressure injuries.



### Pressure free zones

To improve the sitting tolerance when severe pain is an issue, or off-loading is medically prescribed, StarLock technology can create a stable, pressure free zone, with just as good pressure redistribution around the zone.

## Accessory



### Incontinence cover

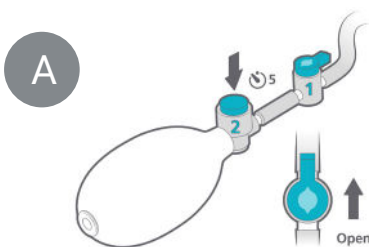
Smooth and 4-way stretch. Breathable.



Right front part has a lower air pressure to provide floor contact. Left thigh and pelvis are well supported.

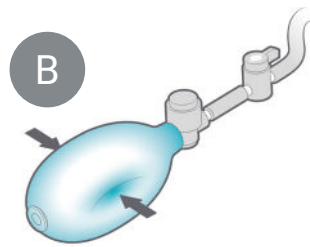
Perfect pressure redistribution and a stable position that facilitates activity.

## How to adjust StarLock Air locking technology

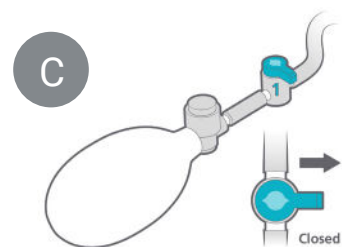


A. Check that lever (1) is turned parallel with the tube (open).

A. Press button (2) for 5 seconds. Position the client in the desired position, keep this position for 10 seconds.



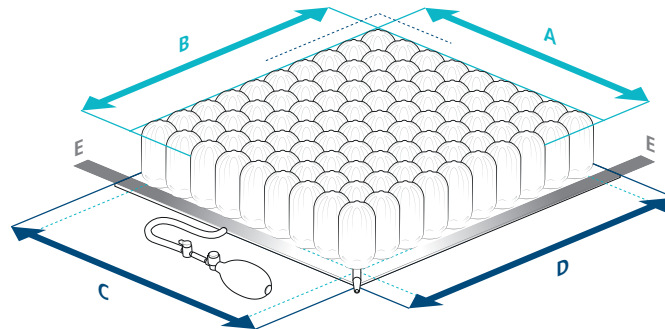
B. Squeeze the bulb approximately 20 times (until there is significant resistance to squeeze further).



C. Turn lever (1) to lock the setting.

# Sizing Guide

## StarLock 5, 7.5 & 10 cm cell height



For the complete item number see related product sheet.

Item no. ESSL2, ESSL3 or ESSL4...	Base (C x D) Width x Depth (cm)	Cells (A x B) Width x Depth	Seat Width* (cm)	Seat Depth** (cm)
...0909-1	26 x 26	5 x 5	22 - 25	24 - 27
...0911-1	26 x 30	5 x 6	22 - 25	28 - 31
...0913-1	26 x 34	5 x 7	22 - 25	31 - 35
...1109-1	30 x 26	6 x 5	25 - 30	24 - 27
...1111-1	30 x 30	6 x 6	25 - 30	28 - 31
...1113-1	30 x 34	6 x 7	25 - 30	31 - 35
...1115-1	30 x 39	6 x 8	25 - 30	36 - 40
...1309-1	34 x 26	7 x 5	30 - 35	24 - 27
...1311-1	34 x 30	7 x 6	30 - 35	28 - 31
...1313-1	34 x 34	7 x 7	30 - 35	31 - 35
...1315-1	34 x 39	7 x 8	30 - 35	36 - 40
...1317-1	34 x 44	7 x 9	30 - 35	40 - 45
...1511-1	39 x 30	8 x 6	35 - 40	28 - 31
...1513-1	39 x 34	8 x 7	35 - 40	31 - 35
...1515-1	39 x 39	8 x 8	35 - 40	36 - 40
...1517-1	39 x 44	8 x 9	35 - 40	40 - 45
...1519-1	39 x 49	8 x 10	35 - 40	45 - 50
...1521-1	39 x 53	8 x 11	35 - 40	50 - 55
...1713-1	44 x 34	9 x 7	40 - 44	31 - 35
...1715-1	44 x 39	9 x 8	40 - 44	36 - 40
...1717-1	44 x 44	9 x 9	40 - 44	40 - 45
...1719-1	44 x 49	9 x 10	40 - 44	45 - 50
...1721-1	44 x 53	9 x 11	40 - 44	50 - 55
...1915-1	49 x 39	10 x 8	44 - 49	36 - 40
...1917-1	49 x 44	10 x 9	44 - 49	40 - 45
...1919-1	49 x 49	10 x 10	44 - 49	45 - 50
...1921-1	49 x 53	10 x 11	44 - 49	50 - 55
...2115-1	53 x 39	11 x 8	49 - 54	36 - 40
...2117-1	53 x 44	11 x 9	49 - 54	40 - 45
...2119-1	53 x 49	11 x 10	49 - 54	45 - 50
...2121-1	53 x 53	11 x 11	49 - 54	50 - 55

StarLock cushions with a cell height of 5, 7.5 & 10 cm have a cell diameter of 5 cm.

The base is approximately 2 cm wider on all sides (E), than the measurement from outer cell to outer cell (A and B)

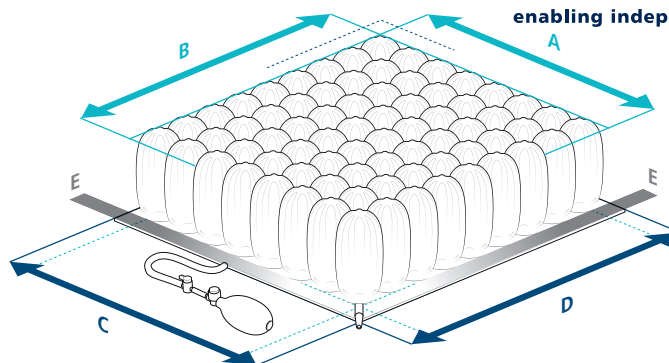
The cushion base measurements (C x D) are indicated in all documentation.

\*Seat width: If placed on a wheelchair, the cushion base edges (E) may fold upwards. One cushion size fit to a seat width range of 3-5 cm.

\*\*Seat depth: The seat depth is measured at the middle of the seat, from the front edge to the back upholstery. The measurement should be taken when the back upholstery is adjusted correctly. Place the cushion as far back on the seat as possible.

# Sizing Guide

## StarLock 13 cm cell height



...For the complete item number, see related product sheet.

Item no. ESSL5...	Base (C x D) Width x Depth (cm)	Cells (A x B) Width x Depth	Seat Width* (cm)	Seat Depth** (cm)
...1010-1	26 x 26	4 x 4	22 - 26	24 - 27
...1012-1	26 x 30	4 x 5	22 - 26	28 - 32
...1014-1	26 x 36	4 x 6	22 - 26	33 - 38
...1210-1	30 x 26	5 x 4	26 - 31	24 - 27
...1212-1	30 x 30	5 x 5	26 - 31	28 - 32
...1214-1	30 x 36	5 x 6	26 - 31	33 - 38
...1216-1	30 x 41	5 x 7	26 - 31	39 - 43
...1410-1	36 x 26	6 x 4	32 - 37	24 - 27
...1412-1	36 x 30	6 x 5	32 - 37	28 - 32
...1414-1	36 x 36	6 x 6	32 - 37	33 - 38
...1416-1	36 x 41	6 x 7	32 - 37	39 - 43
...1418-1	36 x 46	6 x 8	32 - 37	44 - 48
...1612-1	41 x 30	7 x 5	37 - 42	28 - 32
...1614-1	41 x 36	7 x 6	37 - 42	33 - 38
...1616-1	41 x 41	7 x 7	37 - 42	39 - 43
...1618-1	41 x 46	7 x 8	37 - 42	44 - 48
...1620-1	41 x 51	7 x 9	37 - 42	49 - 53
...1622-1	41 x 56	7 x 10	37 - 42	54 - 58
...1814-1	46 x 36	8 x 6	43 - 48	33 - 38
...1816-1	46 x 41	8 x 7	43 - 48	39 - 43
...1818-1	46 x 46	8 x 8	43 - 48	44 - 48
...1820-1	46 x 51	8 x 9	43 - 48	49 - 53
...1822-1	46 x 56	8 x 10	43 - 48	54 - 58
...2016-1	51 x 41	9 x 7	48 - 53	39 - 43
...2018-1	51 x 46	9 x 8	48 - 53	44 - 48
...2020-1	51 x 51	9 x 9	48 - 53	49 - 53
...2022-1	51 x 56	9 x 10	48 - 53	54 - 58
...2216-1	56 x 41	10 x 7	53 - 58	39 - 43
...2218-1	56 x 46	10 x 8	53 - 58	44 - 48
...2220-1	56 x 51	10 x 9	53 - 58	49 - 53
...2222-1	56 x 56	10 x 10	53 - 58	54 - 58

StarLock cushions with a cell height of 13 cm have a cell diameter of 6 cm.

The base is approximately 2 cm wider on all sides (E), than the measurement from outer cell to outer cell (A and B).

The cushion base measurements (C x D) are indicated in all documentation.

\*Seat width: If placed on a wheelchair, the cushion base edges (E) may fold upwards. One cushion size fit to a seat width range of 3-5 cm.

\*\*Seat depth: The seat depth is measured at the middle of the seat, from the front edge to the back upholstery. The measurement should be taken when the back upholstery is adjusted correctly. Place the cushion as far back on the seat as possible.



Scan QR Code for more information about the Star Cushions  
[novis.com.au/category/brands/star-cushions/](https://novis.com.au/category/brands/star-cushions/)

Visit [novis.com.au](https://novis.com.au) | Call 1300 738 885

