

Quadro Select

Three height profiles
in a range of sizes

Suitable for
higher risk user

Simple pressure
adjustment to match user needs



A premium wheelchair cushion, the QUADTRO SELECT uses Dry Floatation® technology for superior skin protection and ISOFLO® Memory Control for a uniquely customised fit.

- Flame resistant, durable neoprene construction for easy cleaning
- Each cell approximately 46 mm square
- ISOFLO Memory Control system allows postural adjustments to be made while patient seated
- Non-powered for easy portability
- Low friction and shear environment
- Lightweight cushion (1.1 – 1.7 kg; varies by size)
- Suitable for users of any weight

ROHO DRY FLOATATION products are made of soft, flexible interconnected air cells designed to conform to each user's individual body shape and self-adjust with every movement, enhancing blood flow and supporting posture. The low surface tension allows for immersion without tissue deformation, minimising the risk of skin breakdown.

Through the simple push of a knob, the revolutionary ISOFLO Memory Control feature offers shape fitting capabilities while the user is seated... *continued over*



3
WARRANTY
YEAR

Quadro Select

High Profile



Low Profile



... allowing quick and easy on-demand adjustment to maximise cushion functionality. Push the knob to the 'open' position and adjust the user's posture to the desired sitting position while air flows freely throughout the cushion. Push the knob to the 'closed' position, and air is sealed in each quadrant to maintain the desired sitting posture and minimise side to side or front to back motion for a new level of stability never before found in air floatation cushions.

With all postural adjustments made while the user is seated, this eliminates



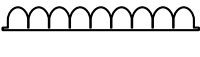
the need for transfer on and off the chair during the evaluation process. In addition, the QUADTRO SELECT Cushion allows the user to selectively change their position throughout the day as their particular activity demands.

Available in a range of sizes and two alternative height profiles, includes an easy to fit, lightweight, machine washable, two way stretch Universal Cover for increased comfort and ease of cleaning. The two way stretch top allows cushion cells to conform to the user's body shape without diminishing therapeutic

value. A non-skid bottom with Velcro helps secure the cushion to the chair while reinforced side panels protect the cushion from lateral contact.

Comes complete with a hand inflation pump, repair kit and operating instructions.

- Heavy duty incontinence cover available as an optional accessory
- Contour base (moulded base for slung seat wheelchairs) available as optional accessory.
- Additional models (sizes) available upon request

	CELLS WIDTH x DEPTH	9 x 9	9 x 10	10 x 9	10 x 10
	CHAIR WIDTH x DEPTH	410 x 410 mm	410 x 460 mm	460 x 410 mm	460 x 460 mm
		16" x 16"	16" x 18"	18" x 16"	18" x 18"
	HIGH PROFILE CODE	R-QS99C	R-QS910C	R-QS109C	R-QS1010C
	HEIGHT	105 mm			
	MEDIUM PROFILE CODE	R-QS99MPC	R-QS910MPC	R-QS109MPC	R-QS1010MPC
	HEIGHT	85 mm			
	LOW PROFILE CODE	R-QS99LPC	R-QS910LPC	R-QS109LPC	R-QS1010LPC
	HEIGHT	55 mm			
	CAPACITY	Unlimited			
	WARRANTY	3 year			